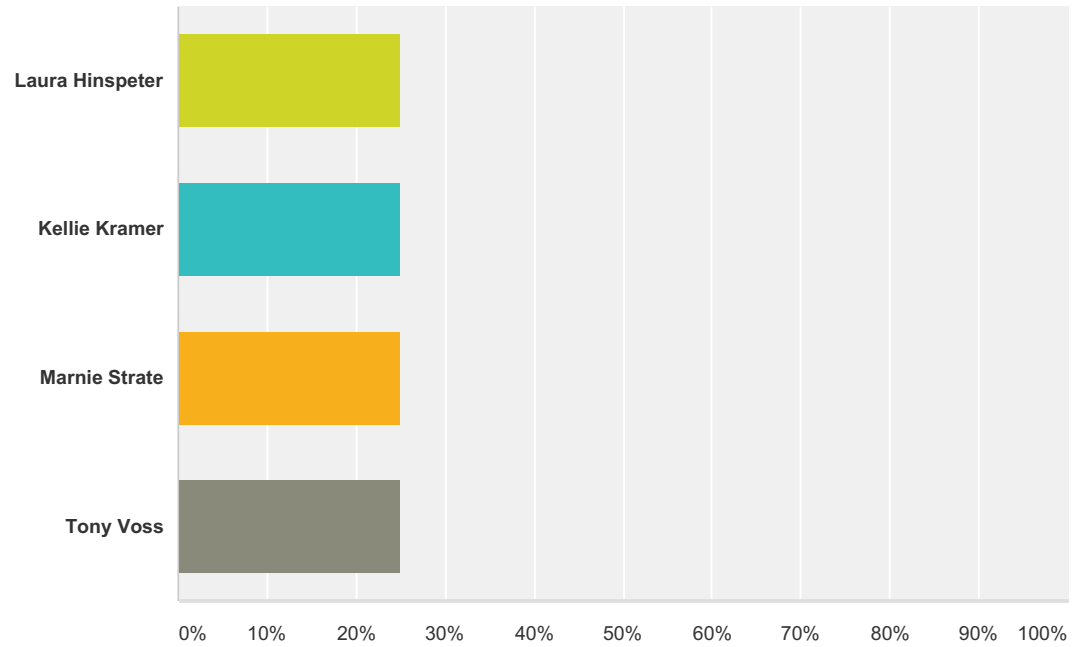


Q1 Name:

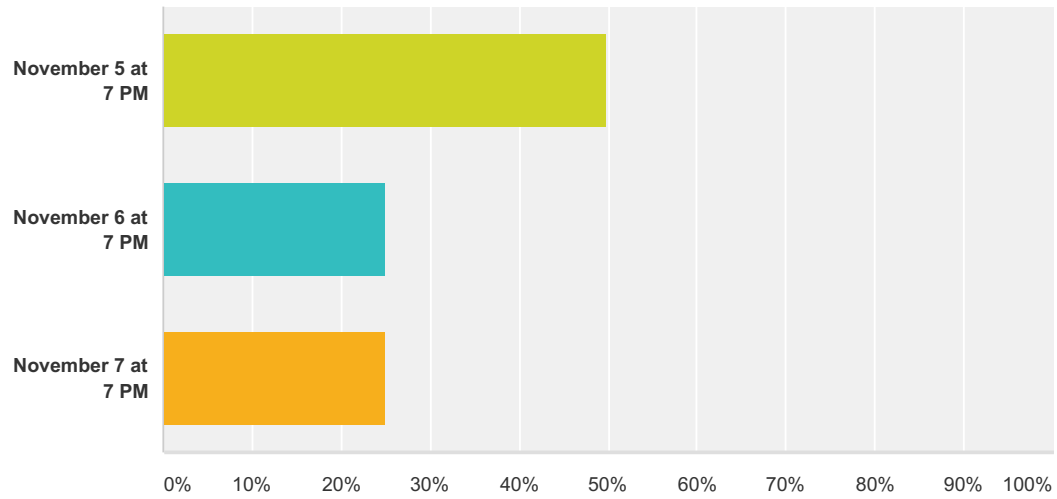
Answered: 4 Skipped: 0



Answer Choices	Responses
Laura Hinspeter	25.00% 1
Kellie Kramer	25.00% 1
Marnie Strate	25.00% 1
Tony Voss	25.00% 1
Total	4

Q2 Performance attended:

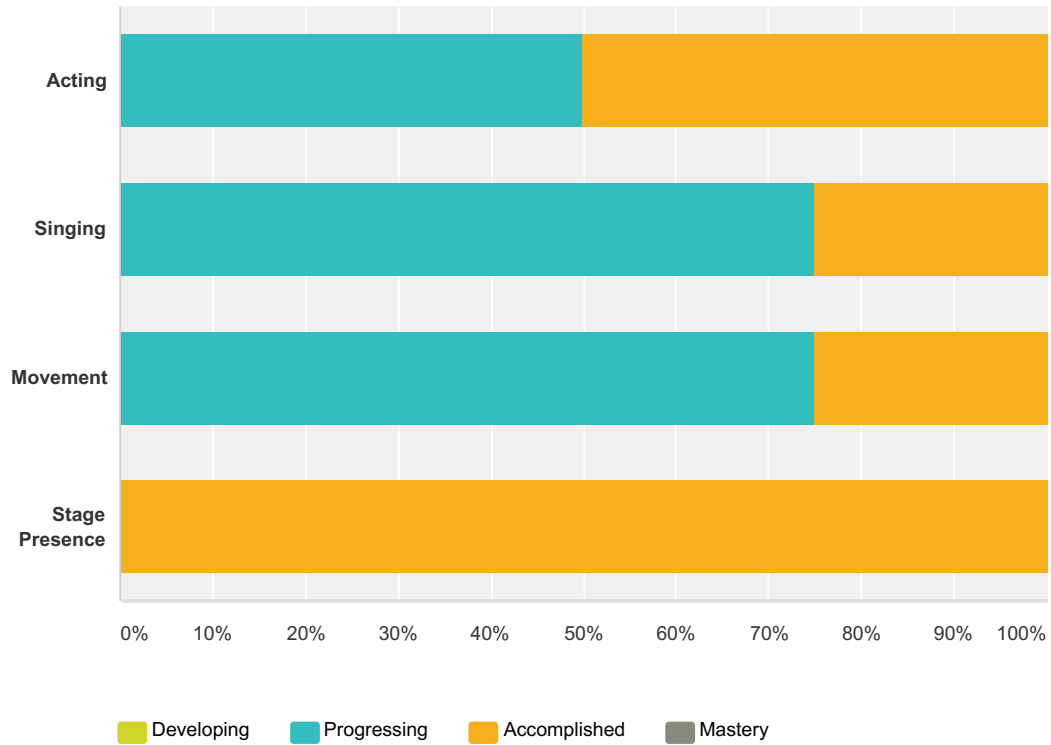
Answered: 4 Skipped: 0



Answer Choices	Responses	
November 5 at 7 PM	50.00%	2
November 6 at 7 PM	25.00%	1
November 7 at 7 PM	25.00%	1
Total		4

Q3 LEADING ROLE - Max Tensen as "Evan Goldman" (See Adjudication Standards pg. 3)

Answered: 4 Skipped: 0



	Developing	Progressing	Accomplished	Mastery	Total	Weighted Average
Acting	0.00% 0	50.00% 2	50.00% 2	0.00% 0	4	2.50
Singing	0.00% 0	75.00% 3	25.00% 1	0.00% 0	4	2.25
Movement	0.00% 0	75.00% 3	25.00% 1	0.00% 0	4	2.25

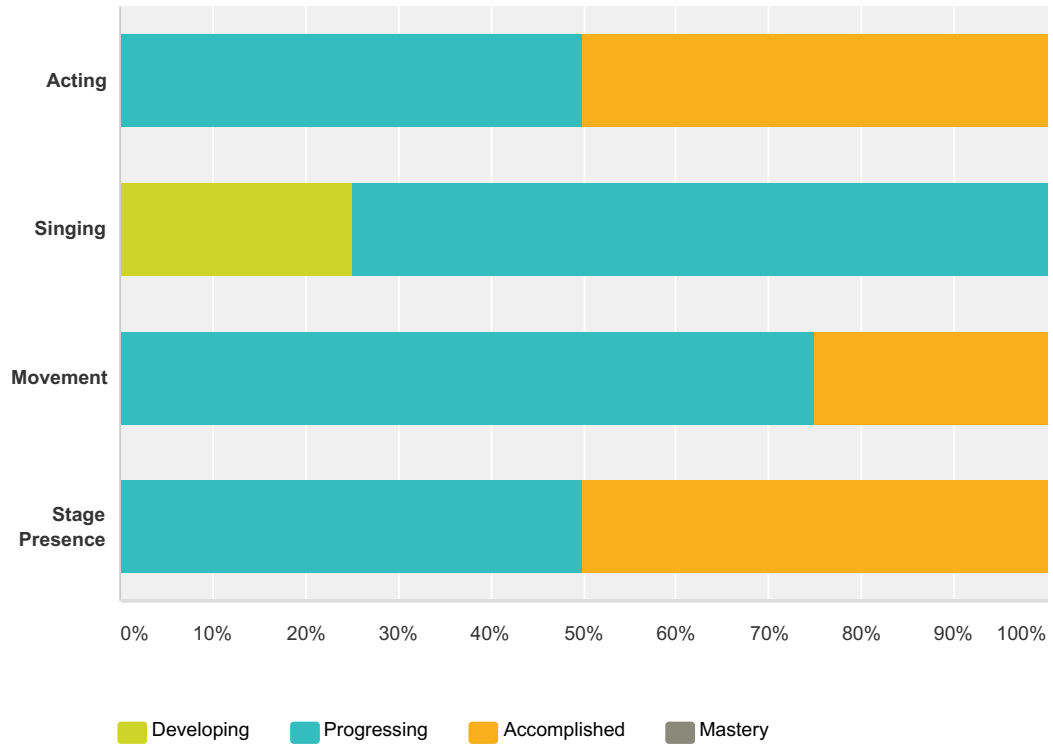
Hoover High School Evaluation Form - IHSMTA 2015-2016

Stage Presence	0.00%	0.00%	100.00%	0.00%	4	3.00
	0	0	4	0		

#	Comments:	Date
1	Max brought a nice energy and enthusiasm to Evan throughout the show and seemed very confident on stage. He had nice emotional reactions to moments throughout, especially in moments like the punch and the kiss. When singing in his mid-range, he had good power and tone. He carried a lot of physical tension in his jaw and his neck while singing, so working to relax all of those areas and use his diaphragm to support the tone his upper range will gain the same sort of power. His tone would sometimes start falling flat; larger breaths will help support the notes. Evan sings a lot of things straight to the audience and Max handled that direct address well. There's a tendency to use hands and head movements to try to convey the urgency of those emotions and to punctuate ideas, but it's better to use those gestures sparingly. Using them too often gives everything the same weight and can fatigue an audience. Give them a moment to focus on what you're saying/singing without movement will more easily pull them along in the story.	11/25/2015 1:19 PM
2	Great energy on stage! Diction was clear both speaking and singing. However, when singing be sure to have clear consonant releases. Know the difference between an unvoiced consonant (T, K, S, etc.) and voiced consonant (D, G, N, etc.). Also, when approaching your higher register, work for a low, properly engaged breath and avoid tension in the chin/neck to avoid straining. Stage presence was strong. When delivering material towards the audience look out, towards the back of the auditorium. Your body language was very convincing but more facial expression and open eyes, looking out could be used. The character truly evolved and had an obvious arc. Be sure to always be engaged in the scene even when you are not front and center. Your character development was really key to keeping the story line going - Congratulations!	11/25/2015 1:18 PM
3	The character was consistent throughout. Vocal and physical traits of a 13 year old were not as strong of a representation of a boy just entering his teenage years as they needed to be. More emotional awkwardness would have been appropriate for the character of Evan. The ensemble overall seemed more like high school students than middle school/junior high students. Your singing was melodically and rhythmically accurate with minor errors. Your projection was very audible and the diction was clear and clean. You moved purposefully and pretty naturally. You had a strong presence on stage as the lead character. You interacted with the audience as well as your fellow cast members. You appeared confident and relaxed.	11/17/2015 2:39 PM
4	Nice work! You hit the ground running with great character and energy. You've got a great voice for Jason Robert Brown. At times it seemed the music was a bit high for your range, but other times it seemed you were cracking your voice in character so I wasn't sure if that was simply a fitting character choice. Additional practice will help to expand your range. It is a challenge to play someone close to your age but in a totally different place from you, and you pulled that off quite well. Excellent stage presence - you always seemed confident and in the moment. Well done!	11/9/2015 12:29 PM

Q4 LEADING ROLE - Linda Brown as "Patrice" (See Adjudication Standards pg. 3)

Answered: 4 Skipped: 0



	Developing	Progressing	Accomplished	Mastery	Total	Weighted Average
Acting	0.00% 0	50.00% 2	50.00% 2	0.00% 0	4	2.50
Singing	25.00% 1	75.00% 3	0.00% 0	0.00% 0	4	1.75
Movement	0.00% 0	75.00% 3	25.00% 1	0.00% 0	4	2.25

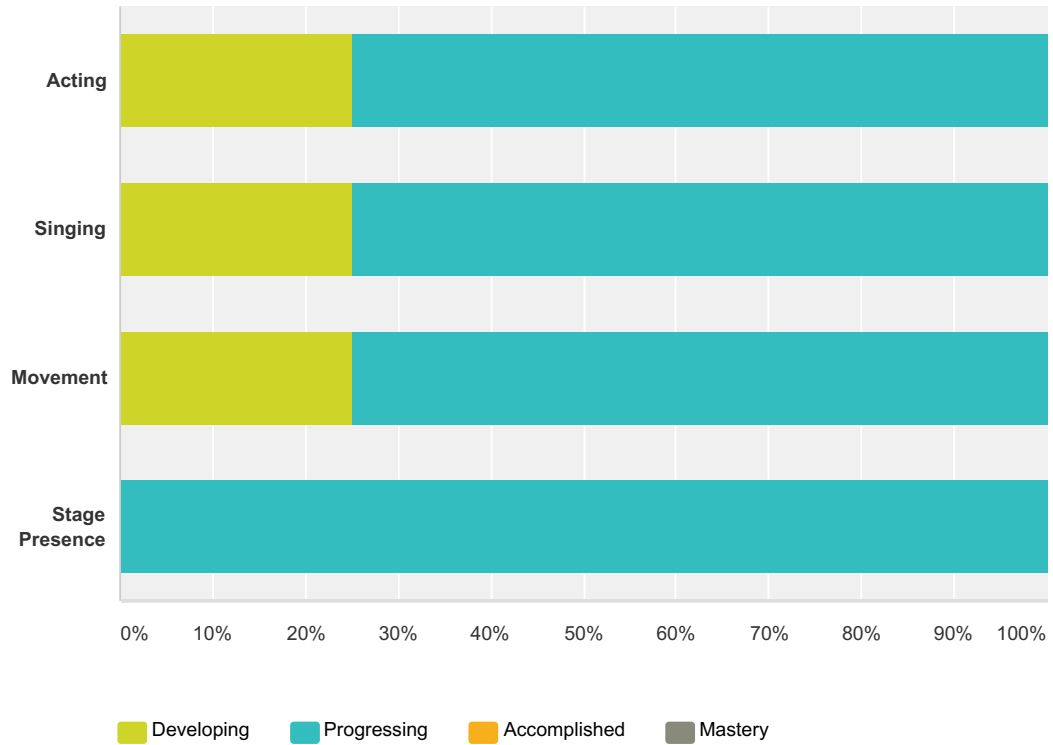
Hoover High School Evaluation Form - IHSMTA 2015-2016

Stage Presence	0.00% 0	50.00% 2	50.00% 2	0.00% 0	4	2.50
----------------	------------	-------------	-------------	------------	---	------

#	Comments:	Date
1	Linda brought nice energy and emotion to Patrice throughout the show and appeared confident on stage. She had some lovely emotional moments like the kiss with Evan and some of Patrice's more sad realizations. She has a nice, bright tone when singing. She carried a lot of physical tension in her jaw and neck when singing which forced her face forward and her mouth to be narrower. Relaxing her neck and jaw and focusing on opening her mouth wide will free that lovely tone and give it even more power. Her tone would sometimes start falling flat; larger breaths will help support the notes.	11/25/2015 1:19 PM
2	There were moments where you were very convincing like in "Tell Her". At times, character focus was lacking because of late stage entrances, forgotten text, or disengaging when "Patrice" wasn't front and center. Acting is Reacting... at all times when on stage. It is important to listen and react to what is going on as it is the first time you ever heard it. Vocally the melody was evident. However, it was evident that breath support/control is an area to work on. Work with your teacher to discover proper breathing technique and how to manage your breath to create a longer phrase, as you cut longer notes off early. Also, give attention to projection. As in theater, often something goes wrong and the show must go on. If the mics are not on you must increase your projection so that the audience can hear you. It was obvious that you enjoyed this role. Keep working!	11/25/2015 1:18 PM
3	You had a strong development of the character traits of Patrice. It was easy to connect with you emotionally as an adolescent/young adult female. Your facial expression really exhibited your feelings beyond the words you were speaking. Your character was great with the roller coaster ride of hated to loved to hated and back to loved. You appeared to really understand Patrice. For the most part your songs were rhythmically accurate. There were some intonation problems with "What it Means to be a Friend." Your movement matched your character. You were fluid and natural. You appeared confident and comfortable on stage. You made good eye and body contact with your fellow actors as well as playing to the audience. There were no noticeable nervous jitters. I really felt you understood the character you were playing and made the audience feel it with you.	11/17/2015 2:39 PM
4	Congratulations! I really enjoyed your characterization of Patrice. Everything from her voice to her walk to her pace seemed fitting - and props to both you and the costume team on creating a distinct, interesting look! I never lost you on stage, even in a group scene. In the earlier part of the show, I had difficulty telling whether Patrice "liked" Evan, and if so, whether she was open with him or herself about it. This cleared up later in the show. You had a nice energy level and stage presence throughout the show - always in character, engaged, and committed. One of my favorite moments for you was after your kiss with Evan - it was so genuine, a nice mix of surprise, happiness, and awkwardness. You have a lovely voice as well - at times the score seemed a bit high for your range but you pulled through and owned it. One thing I would recommend working on is enunciation and diction - those are easy things to lose when you are trying to sound natural. Spending more time on diction and tongue twisters in your vocal warm-ups could help - remember, if it sounds like you are over-enunciating, you likely sound great to the audience!	11/9/2015 12:29 PM

Q5 SUPPORTING ROLE - Madison Sheets as "Kendra" (See Adjudication Standards pg. 3)

Answered: 4 Skipped: 0



	Developing	Progressing	Accomplished	Mastery	Total	Weighted Average
Acting	25.00% 1	75.00% 3	0.00% 0	0.00% 0	4	1.75
Singing	25.00% 1	75.00% 3	0.00% 0	0.00% 0	4	1.75
Movement	25.00% 1	75.00% 3	0.00% 0	0.00% 0	4	1.75

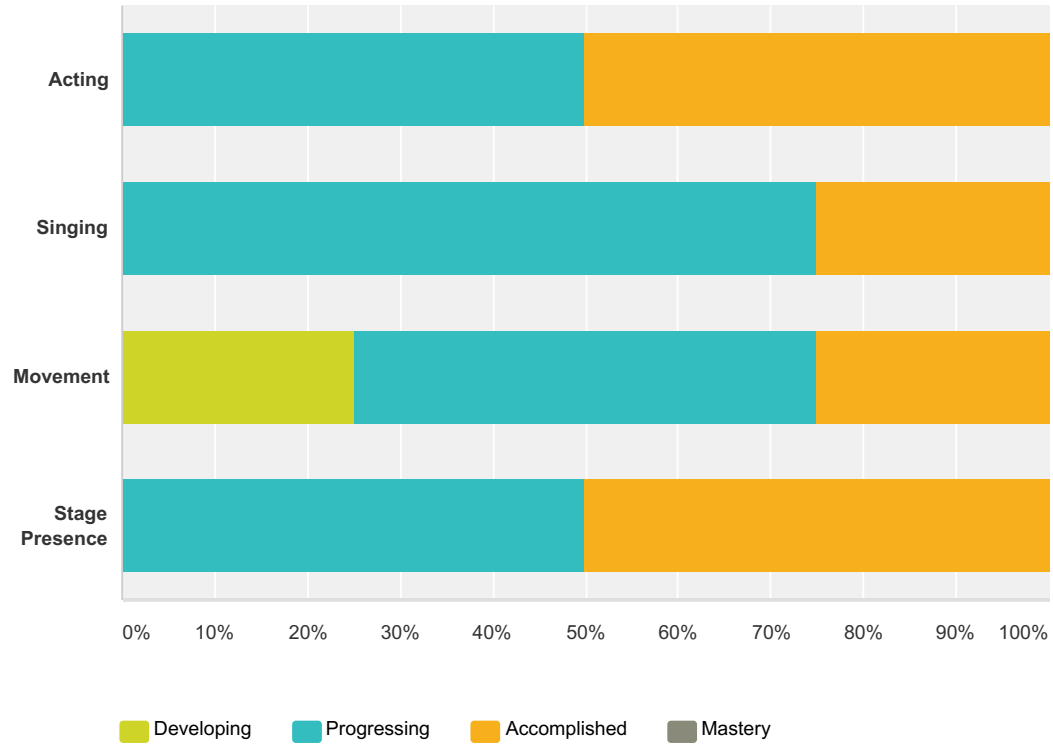
Hoover High School Evaluation Form - IHSMTA 2015-2016

Stage Presence	0.00%	100.00%	0.00%	0.00%	4	2.00
	0	4	0	0		

#	Comments:	Date
1	Madison brought a good-natured cheerfulness to Kendra. There were times her stance made her appear to be less confident than the winning cheer captain Kendra was supposed to be, so be sure to think about how the character would stand and move and ways to convey that confidence to an audience. Be sure when dancing to extend all of the movements fully.	11/25/2015 1:19 PM
2	You embraced the ditsy teenage cheerleader! Yet, there were moments where it felt like you were emotionally disconnected from the emotion of the scene. I would have liked to see you more convincingly upset when your best friend betrayed you. Regarding movement, when leading the cheerleaders in the routine, be sure to keep your eyes up & show confidence. It felt like you were unsure because you were looking around and hesitant. When you were hesitant so were the other cheerleaders. I was confused if you were leading a "new routine" or if you were the lead cheerleader doing a cheer you were already familiar with. Lovely, developing young voice. Now work toward commanding your tone with a low, engaged breath, strong diction (especially quick, crisp consonants & open vowels) & confidence. When you decide to just go for it you might just be surprised how much volume you are capable of!	11/25/2015 1:18 PM
3	Your character remained pretty consistent as the managed friend of Lucy. You played the "easily manipulated" part well. A little more romantic awkwardness and nervousness particularly in the movie scene could have helped with the character of Kendra. Your singing numbers were mostly accurate. You projected well. You balanced well in the group numbers. You appeared comfortable on stage. You made good facial connection with the audience. You reacted well to the characters around you. Your movements matched the character you were portraying.	11/17/2015 2:39 PM
4	Nice work with this role. The challenge with Kendra is that she is written as an archetype - she is the pretty, popular, cheerleader. You did a nice job playing into that stereotype; however, I think in your effort to play vapid and ditzy it occasionally came across as unfocused. One thing that might help is some bio work - spend time thinking about what makes her happy/nervous/sad/scared, what her favorite movies and sports are, what her favorite childhood memories and aspirations are. Even though most of those things aren't reference in the script, they can go a long way toward making a character seem more three-dimensional. Props to you and Lucy on your stage combat - it was well timed, believable, and at least from what I could see, safe!	11/9/2015 12:29 PM

Q6 SUPPORTING ROLE - JC Collier as "Brett" (See Adjudication Standards pg. 3)

Answered: 4 Skipped: 0



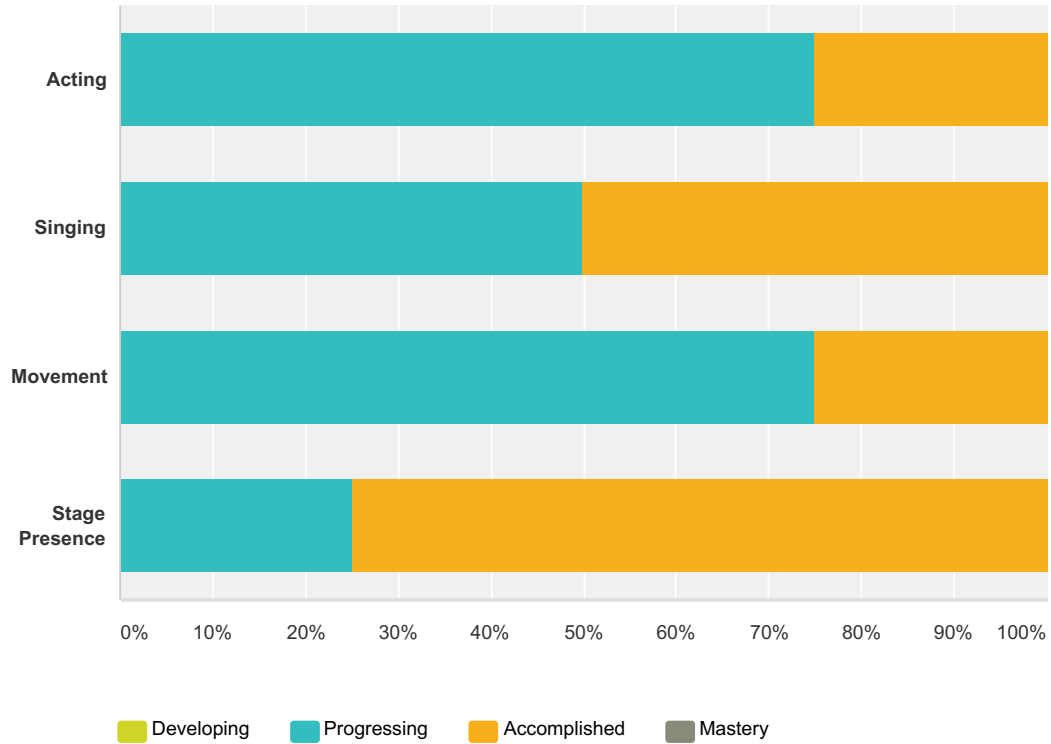
	Developing	Progressing	Accomplished	Mastery	Total	Weighted Average
Acting	0.00% 0	50.00% 2	50.00% 2	0.00% 0	4	2.50
Singing	0.00% 0	75.00% 3	25.00% 1	0.00% 0	4	2.25
Movement	25.00% 1	50.00% 2	25.00% 1	0.00% 0	4	2.00
Stage Presence	0.00% 0	50.00% 2	50.00% 2	0.00% 0	4	2.50

Hoover High School Evaluation Form - IHSMTA 2015-2016

#	Comments:	Date
1	JC had great comedic timing as Brett. His swagger was strong and his vulnerable moments played nicely, too. Sometimes he was shuffling his feet a lot which read as nervousness; planting them and standing tall in the moment would help sell that swagger even more. There were times it felt he was looking at the floor or unsure of what to do when his character wasn't active, so be sure to always be listening and reacting in character even when you aren't the one speaking or the focus of the scene. He had nice tone when singing; bigger breaths will help give him even more power.	11/25/2015 1:19 PM
2	Strong and convincing! Your acting on stage had a naturalness to it. Movement on stage was also natural and reactive. One of the most memorable moments of "Brett" for me was the "Tell Her" scene where you were frantically writing down every word and then when you read off your arm when talking to "Kendra" - that was truly brilliant. It might say to do that in the script but you made it believable as if you had come up with that idea right there in the moment! There were moments where the singing was inconsistent. Mainly because range is an issue. I suggest working on range extension exercises. Another strong scene for you was "Any Minute". I was impressed on your intensity and how you stayed fully in character, especially during the "kiss". Once you work on your vocal skills/range you can become as strong of a singer as you are an actor! I really enjoyed your performance because you helped to propel the story line with the arc of your character. Thank you!	11/25/2015 1:18 PM
3	You played the "intimidator" pretty well. I truly felt your arrogance in the role which was perfect. You could have pushed it a little more. I really wanted to dislike you more. You also did well with portraying the body language of the bully. Vocally you were melodically and rhythmically accurate and consistent. You did a good job with carrying the character into your musical numbers. Your voice was clear and crisp. You moved naturally and had the confidence of Brett. You commanded the stage presence needed for your character. You reacted to and with your fellow actors on stage along with playing to the audience. You seemed very comfortable on stage. It was obvious this wasn't your first time on stage.	11/17/2015 2:39 PM
4	Well done! This character could easily come across as a two-dimensional popular "jock" stereotype, but you managed to make it more than that. Great job in "Hey Kendra" - you committed to the joke of the song and the audience was right there with you. You did a nice job allowing Brett to still have a little bit of vulnerability, even though he wasn't showing that side of himself to his classmates. Your voice sounded quite good - a little more diction would help make your singing even stronger. A few times I felt like your energy lagged a bit, particularly in the "sad Brett" scenes. It is a challenge, but work on staying focused and keeping your energy up even in those moments. Great reaction to the knee to the crotch - believable and very funny!	11/9/2015 12:29 PM

Q7 SUPPORTING ROLE - Emma Burriola as "Lucy" (See Adjudication Standards pg. 3)

Answered: 4 Skipped: 0



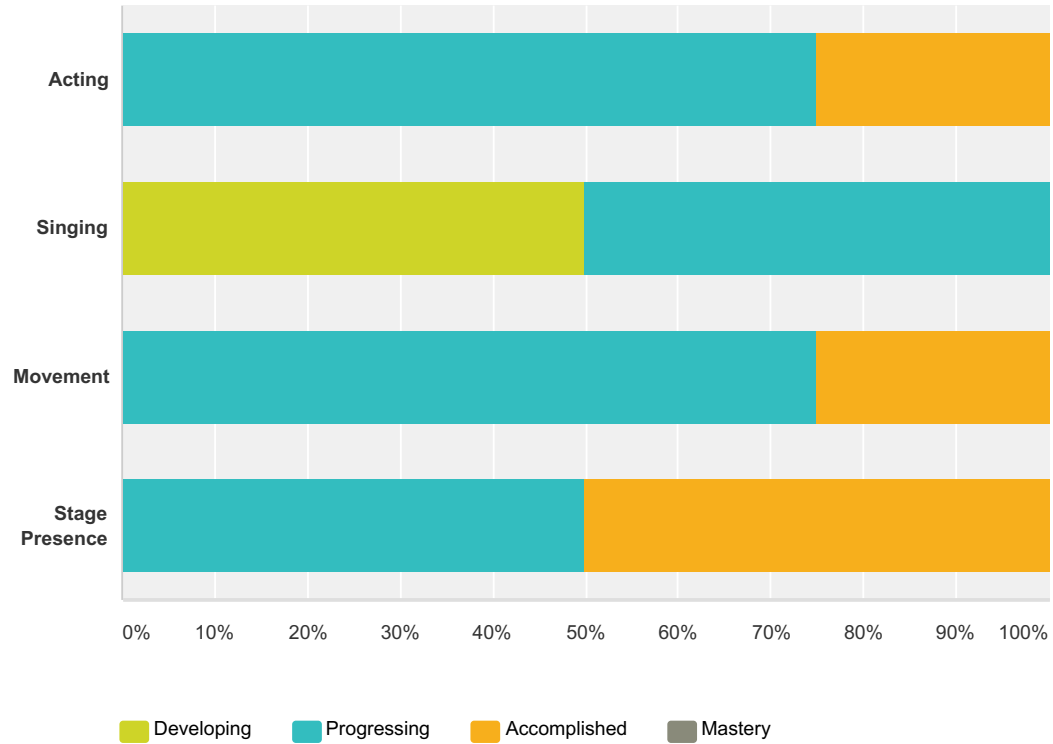
	Developing	Progressing	Accomplished	Mastery	Total	Weighted Average
Acting	0.00% 0	75.00% 3	25.00% 1	0.00% 0	4	2.25
Singing	0.00% 0	50.00% 2	50.00% 2	0.00% 0	4	2.50
Movement	0.00% 0	75.00% 3	25.00% 1	0.00% 0	4	2.25
Stage Presence	0.00% 0	25.00% 1	75.00% 3	0.00% 0	4	2.75

Hoover High School Evaluation Form - IHSMTA 2015-2016

#	Comments:	Date
1	Emma had nice confidence and presence as Lucy. Her voice has a nice, full tone. Supporting it with even bigger breaths will give it impressive power and help keep from occasionally going flat. The kick to Kendra's face was really well done the night I saw the show. There was some shuffling during "It Can't be True;" planting your feet and standing still makes you appear more confident and pulls the audience in. Owning that small piece of stage would make Lucy appear even more strident in the lie she's spreading.	11/25/2015 1:19 PM
2	Vocal projection is excellent both singing and speaking. Regardless of whether or not the mic was working, you were easily heard. Now work to form stronger phrases while singing; work on breath that moves consistently throughout the entire phrase while singing on open vowels and giving quick, crisp consonants that pop your mouth open to the next vowel. Although you could be heard and we knew you were speaking/singing, occasionally it was hard to hear all the words of your lines. It was evident that you committed to your character as the villain. Now commit to all movement. Gesture as if you are reacting to what you are saying not because it was "pre-planned" for you to do while singing. When you make a movement, even if it is a mistake, it should be believable. This role was well cast. Nice work!	11/25/2015 1:18 PM
3	You played Lucy well. You made me not like you. You were manipulative and self-serving which was right on. You had that adolescent, mean-spirit attitude thing going on. You had both the physical and emotional qualities needed for your role. You were vocally strong. You were musically accurate. Your voice projected well and the strength of your voice lent itself well to the brashness of your character. Your movement on stage seemed natural and appropriate. You had control of stage at all the right times. You showed a strong understanding of your character.	11/17/2015 2:39 PM
4	Well done - you have a very strong voice - I enjoyed each opportunity to hear you sing! Nice movement as well, both in choreography execution and your stage combat moments with Kendra - they were believable and well executed. It might have been fun to see you go further with the mean, vindictive side of Lucy; she's really the only villain we see in the show. All in all, strong character, voice and movement.	11/9/2015 12:29 PM

Q8 SUPPORTING ROLE - Ella Kreyling as "Archie" (See Adjudication Standards pg. 3)

Answered: 4 Skipped: 0



	Developing	Progressing	Accomplished	Mastery	Total	Weighted Average
Acting	0.00% 0	75.00% 3	25.00% 1	0.00% 0	4	2.25
Singing	50.00% 2	50.00% 2	0.00% 0	0.00% 0	4	1.50
Movement	0.00% 0	75.00% 3	25.00% 1	0.00% 0	4	2.25
Stage Presence	0.00% 0	50.00% 2	50.00% 2	0.00% 0	4	2.50

Hoover High School Evaluation Form - IHSMTA 2015-2016

#	Comments:	Date
1	Ella had a big job playing cross-gendered role, but was very successful. She was confident as an actor on stage, believably used her crutches, and showed a nice range of emotions throughout the show. There were times her vocal tone fell a little flat, so larger breaths will help support the tone. That can be tricky when your body is forced into a more hunched position from the crutches, but squaring your shoulders as much as possible in that bent over position would give a little more space for breath.	11/25/2015 1:19 PM
2	You had the difficult task of being a girl playing a boy. You had a look that was believable. I appreciate you using a voice that is comfortable for you however, it made the "boy" voice less believable. I would be curious if your solo selection in "Getting Ready" could have been modulated to make the key more accessible for your voice. What a difficult role to play someone with a disability. I suggest you do more research on what causes the disease that you are trying to emulate so that you can more authentically be "disabled". I appreciated how you interacted with Patrice as her friend trying to protect her. That is a very important theme of this show and throughout the majority of the show I believed you. There were a few moments where it felt disengaged. As I said to another actor/tress in the cast Acting is Reacting and you have to be "in the moment" at all times.	11/25/2015 1:18 PM
3	Playing the role of an ill character is tough. You did a good job of making that work for you. It did seem like maybe the character could have been a little more physically fragile to garner more sympathy in the role. Emotionally you did a good job of showing how that tragic diagnosis is totally overshadowed by being accepted and having hormones kicking in. Your voice was clear and projected well. You did well in the vocal numbers. I compliment you on successfully playing the role of a different gender. You were able to keep the character consistent through the whole performance. Movement with the crutches was believable. You appeared at ease on stage.	11/17/2015 2:39 PM
4	You did a great job playing a character of the opposite gender without becoming a character or sacrificing believability - congrats! Great consistency in your vocal and physical choices - it looks like you put in a lot of practice time with the crutches, and it showed. It seemed like the role was a little out of your singing range - belting seemed to be challenging. Keep practicing, and you can strengthen your range and breath support. Very impressed by your character work!	11/9/2015 12:29 PM

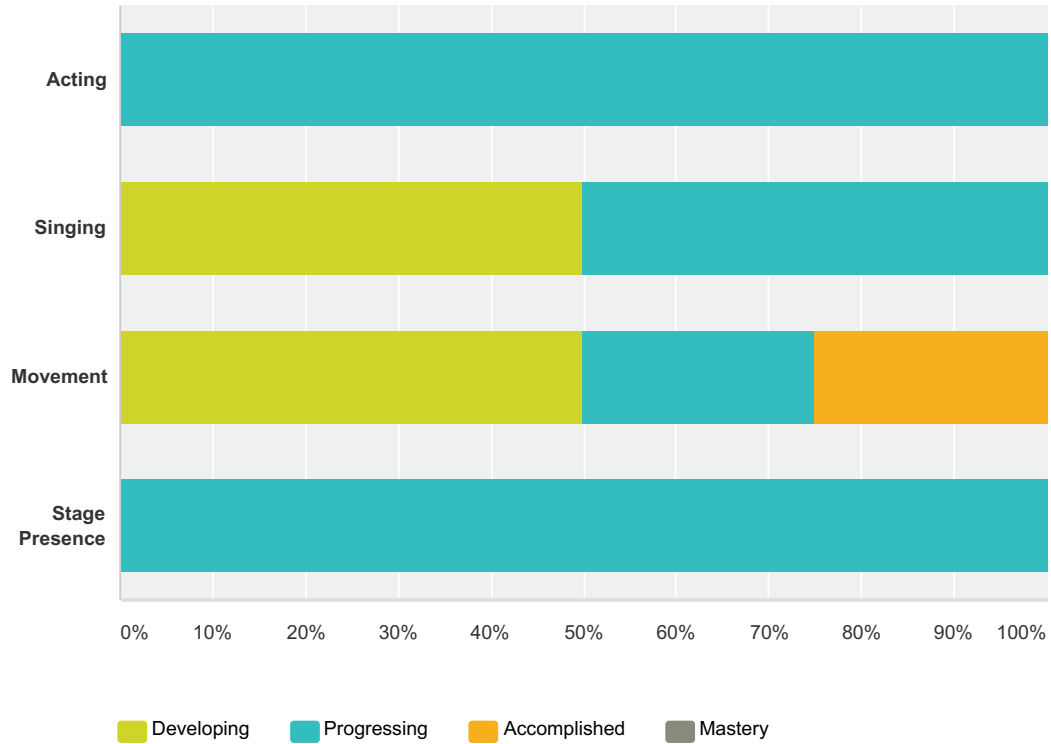
Q9 Did any individuals stand out that weren't listed above? Please list and provide comments on the performance(s).

Answered: 3 Skipped: 1

#	Responses	Date
1	The female soloist at the top of "Brand New You" had a good, strong, clear singing voice. She kicked the song off nicely!	11/25/2015 1:19 PM
2	Cassie - Annika Baker - She showed poise on stage, has a strong singing voice and was accurate with choreography. Eddie - Kenny Tran - The connection to his character was evident, reactions were organic. He got many laughs from the audience. I enjoyed his comic relief.	11/25/2015 1:18 PM
3	There was a tall male performer with curly brown hair in Bad News - based on the headshots in the program I think his name is Alex Colby. He was very entertaining, always in character, but never a distraction when he shouldn't be. Way to remind us how any role can allow you to shine!	11/9/2015 12:29 PM

Q10 CHORUS/ENSEMBLE (See Adjudication Standards pg. 3)

Answered: 4 Skipped: 0



	Developing	Progressing	Accomplished	Mastery	Total
Acting	0.00% 0	100.00% 4	0.00% 0	0.00% 0	4
Singing	50.00% 2	50.00% 2	0.00% 0	0.00% 0	4
Movement	50.00% 2	25.00% 1	25.00% 1	0.00% 0	4
Stage Presence	0.00% 0	100.00% 4	0.00% 0	0.00% 0	4

Hoover High School Evaluation Form - IHSMTA 2015-2016

#	Comments:	Date
1	<p>When you are a character with a line or two be sure that you take that moment to be in the spotlight. What you have to say is important to the show or the writer wouldn't have put it in there. Step forward confidently, in character, and use your theater voice to project your line. Vocally, be sure you are confident with the pitches and rhythms of the music. If you aren't sure or singing is a general weakness of yours, remember you are still a part of the show. Work hard outside of rehearsals to work on the music and lean on those students who are strong singers. We are all better when we work together. There were great moments where the company was engaged in the plot (especially in Any Minute). However, throughout the show it is vital that you are engaged in the action visually and emotionally. Listen and React as if it were all happening in real time.</p>	11/25/2015 1:19 PM
2	<p>This hardworking group brought a fun energy to every moment they were on stage. It's easy for people in the back of a scene like the stuff at the movies to lose focus, but every time I looked around people seemed engaged and invested in the storytelling. That said, remember that the audience can see you when you're waiting to enter from the wings. There were times people were a couple of steps on stage before becoming their character. If you can see the audience, they can see you so be sure they're only seeing you in character. The more bodies on stage, the more distracting it can be when everyone is shifting from foot to foot, so be sure to enter, take your place, and plant your feet. Be sure when singing to take large breaths to support your tone and to keep from going flat.</p>	11/25/2015 1:19 PM
3	<p>The ensemble was vocally balanced. At times the orchestra drowned out the performers on stage. The ensemble stayed in character for the most part. It still felt a bit more high school-ish rather than middle school.</p>	11/17/2015 2:40 PM
4	<p>There were various levels of performance present on stage, but even in larger scenes, most students were engaged in the action - i was impressed with the stage freezes in particular. Those are only effective when done well and you all did it well! Choreography was well executed and you sounded good. As with some of the other actors, I occasionally couldn't tell if voices were intentionally breaking or the music was too high, but either way, it works in this show.</p>	11/9/2015 12:37 PM

Q11 Did any additional Chorus members/small groups stand out? Feel free to comment on those performances.

Answered: 2 Skipped: 2

#	Responses	Date
1	The geeks in "Being a Geek" were super enthusiastic and fun to watch. It was a fun way to kick off the second act. Be sure to find the best times to break out and be crazy; there were times the group stole focus from Evan when he was trying to communicate an important thought. But overall, the commitment to the bit was impressive!	11/25/2015 1:19 PM
2	I enjoyed Brett's backup friends (Malcolm and Eddie, I believe). Very funny - they did a great job committing to the joke of their characters.	11/9/2015 12:37 PM

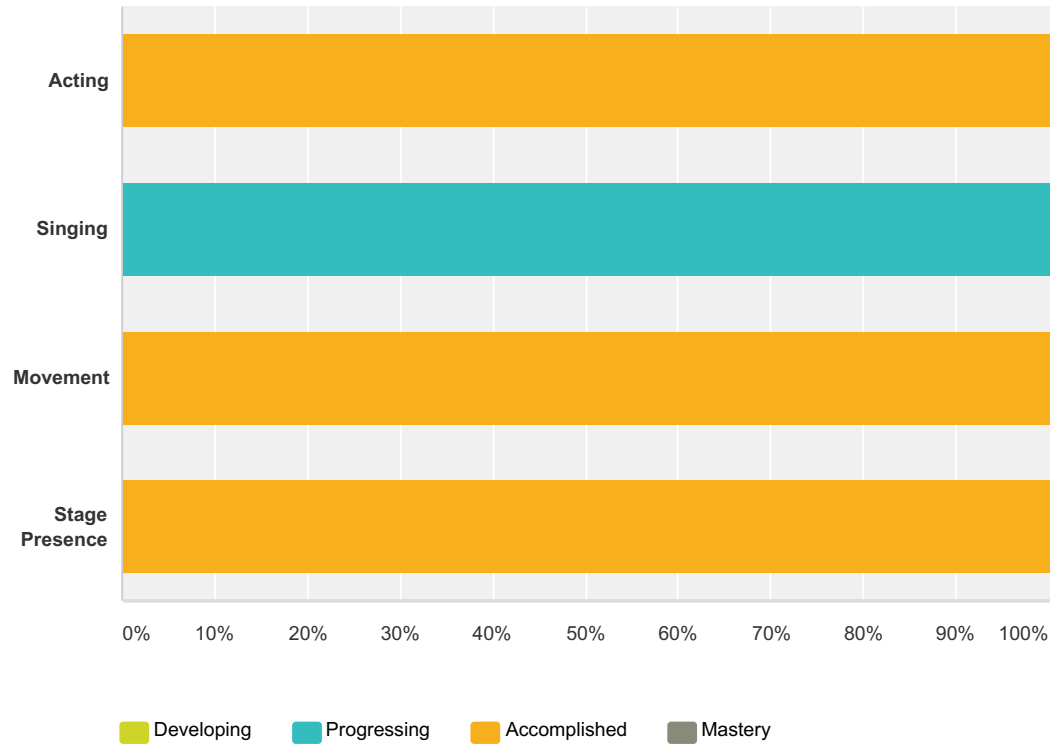
**Q12 Did any particular SCENE stand out?
Feel free to comment on those
performances specifically.**

Answered: 2 Skipped: 2

#	Responses	Date
1	Any Minute (scary movie scene - the kiss) Everyone was actively engaged in this scene.Staging was fantastic - many levels like in a movie theater, everyone was easily seen. "Brett" was especially convincing. If I ignored the mic level issues, the vocals were the best of the whole company all night. It was evident that the scene was well planned/orchestrated. Reactions were fabulous from the screams to the ending kiss! Bravo!	11/25/2015 1:19 PM
2	Tell Her	11/17/2015 2:40 PM

Q13 Please score the SCENE that you added above, if applicable. (See Adjudication Standards pg. 3)

Answered: 1 Skipped: 3



	Developing	Progressing	Accomplished	Mastery	Total
Acting	0.00% 0	0.00% 0	100.00% 1	0.00% 0	1
Singing	0.00% 0	100.00% 1	0.00% 0	0.00% 0	1
Movement	0.00% 0	0.00% 0	100.00% 1	0.00% 0	1

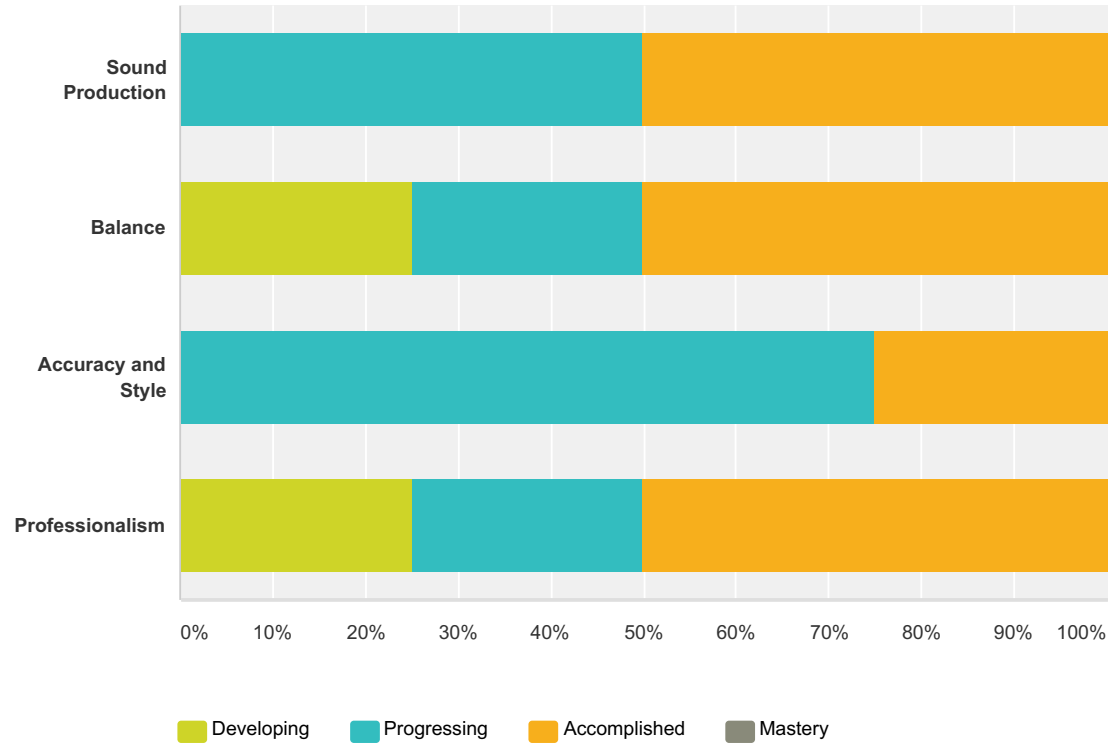
Hoover High School Evaluation Form - IHSMTA 2015-2016

Stage Presence	0.00% 0	0.00% 0	100.00% 1	0.00% 0	1
----------------	------------	------------	--------------	------------	---

#	Comments:	Date
1	I wish the amplification/mics would have been working properly and at the proper levels. This was one of the most memorable scenes. See comments from #13.	11/25/2015 1:19 PM

Q14 ORCHESTRA. (See Adjudication Standards pg. 5)

Answered: 4 Skipped: 0



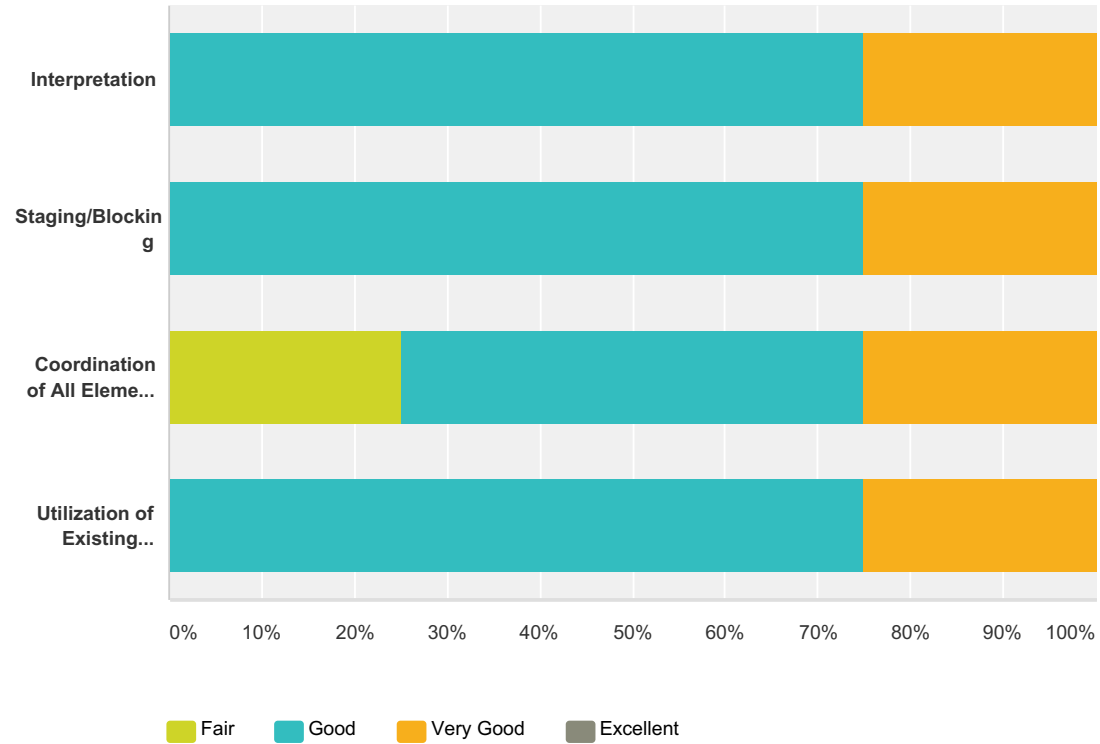
	Developing	Progressing	Accomplished	Mastery	Total
Sound Production	0.00% 0	50.00% 2	50.00% 2	0.00% 0	4
Balance	25.00% 1	25.00% 1	50.00% 2	0.00% 0	4
Accuracy and Style	0.00% 0	75.00% 3	25.00% 1	0.00% 0	4
Professionalism	25.00% 1	25.00% 1	50.00% 2	0.00% 0	4

Hoover High School Evaluation Form - IHSMTA 2015-2016

#	Comments:	Date
1	Instrumentalists were in tune and well balanced with each other. It was obvious that they were together as a "band". Balance struggled from time to time between the "band" and the cast on stage. Part of the time it was because of mic issues. The other issue was during large group scenes. It seemed that the students on stage couldn't hear the beat and there were tempo issues. During those tempo changes the band did a great job of recovery. It might be helpful to have stage monitors facing the performers. Regarding professionalism, most of the band members were dressed in black but they weren't all professionally dressed, some were in jeans. However, that might not be much of an issue because of the genre/time period of the production. Just minutes before the show was to start members were on cell phones. It is important that the band is ready to play as soon as the scene is over so that the transition music during scene changes isn't delayed.	11/25/2015 1:19 PM
2	The band played the various musical styles relatively well. Jason Robert Brown music is no easy feat! They handled themselves very professionally throughout the show. There were times the band struggled with balance and overpowered the voices on stage, though some of those times it was more because the actors' mics weren't turned on than that the band was playing at an inappropriate level. That said, work to find a level that allows the actors to hear you and that allows them to be heard by the audience.	11/25/2015 1:19 PM
3	There were times the orchestra over powered the singers on stage. A very powerful sound for a very small ensemble. The ensemble was in tune, clear playing the appropriate style. They were melodically and rhythmically accurate. The dress was pretty casual.	11/17/2015 2:40 PM
4	Nice work - you sounded good and seemed to have a nice balance with the actors most of the show.	11/9/2015 12:37 PM

Q15 DIRECTION (See Adjudication Standards pg. 6)

Answered: 4 Skipped: 0



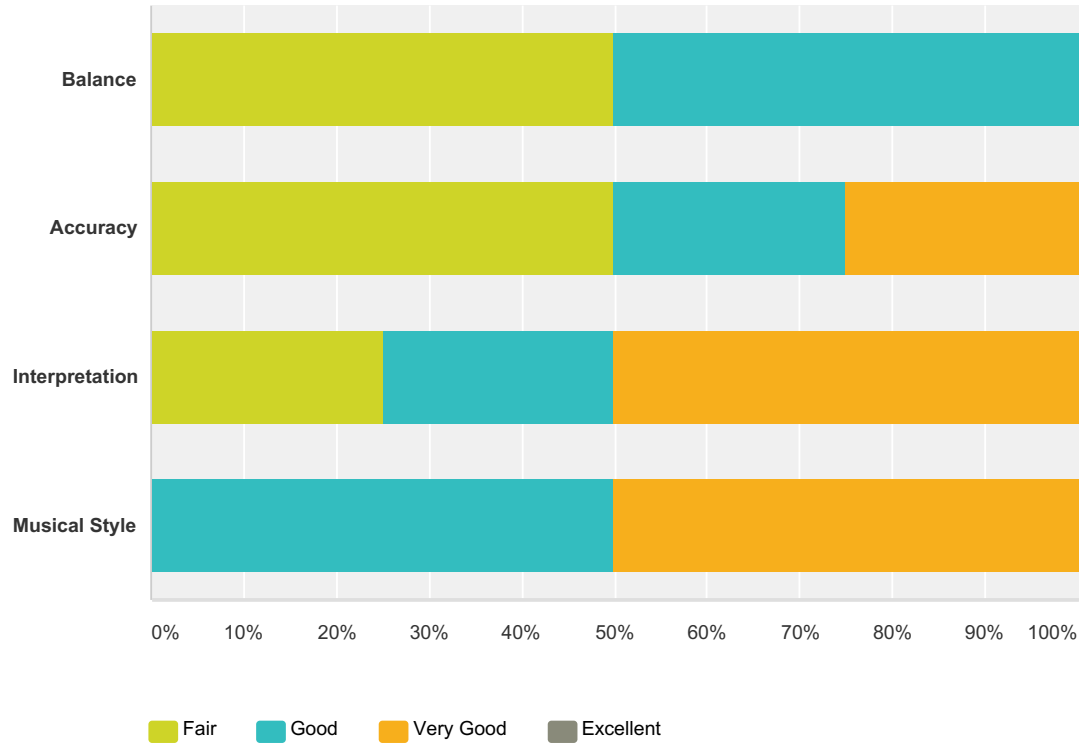
	Fair	Good	Very Good	Excellent	Total
Interpretation	0.00% 0	75.00% 3	25.00% 1	0.00% 0	4
Staging/Blocking	0.00% 0	75.00% 3	25.00% 1	0.00% 0	4
Coordination of All Elements of the Production	25.00% 1	50.00% 2	25.00% 1	0.00% 0	4
Utilization of Existing Resources	0.00% 0	75.00% 3	25.00% 1	0.00% 0	4

Hoover High School Evaluation Form - IHSMTA 2015-2016

#	Comments:	Date
1	<p>Very appealing stage pictures on the opening "13" number & "Any Minute". There were some difficulties with scene changes from music cues being late, clunky scene changes, and students running into each other trying to get to their spots. However, there were some really smooth and smart scene changes with the rotating lockers/rooms. The stage was well lit. The only choices were on/off for the lights. I strongly suggest that if improvements to your lighting options are possible to purchase a spotlight. There are so many options that a spot will provide for your productions. The coordination of cues especially for mics being turned on and off was a weak point. If not already doing so, I suggest having a script with character entrances marked so the mic is on before the vocal (speaking or singing) entrance of the character.</p>	11/25/2015 1:19 PM
2	<p>There was a clear understanding of the story being told and the staging reflected that. The main actors showed signs of character development and had an understanding of their role in the story. The show kept moving through good use of crossover scenes as the set was being reset behind the curtain. It can be tricky to find alternatives when large groups of people are on stage, but finding ways to incorporate levels in staging will help avoid straight lines in group scenes.</p>	11/25/2015 1:19 PM
3	<p>Elements of time period and location were done well. The blocking allowed for interesting traffic flow. All production elements were balanced and given uniform consideration. Stage space was well utilized.</p>	11/19/2015 10:00 AM
4	<p>Nice work - I admit I was a bit hesitant to see high schoolers perform as 13-year-olds, but it worked. I believed their struggles and easily bought into the casting. Some very nice stage pictures - the use of freezes worked nicely and your actors executed them well. Good transitions between scenes - the transition into the movie theater stood out to me in particular. Every student seemed to have some understanding of their character, and the principal characters showed a nice diversity in personalities.</p>	11/9/2015 12:56 PM

Q16 MUSICAL DIRECTION (See Adjudication Standards pg. 7)

Answered: 4 Skipped: 0



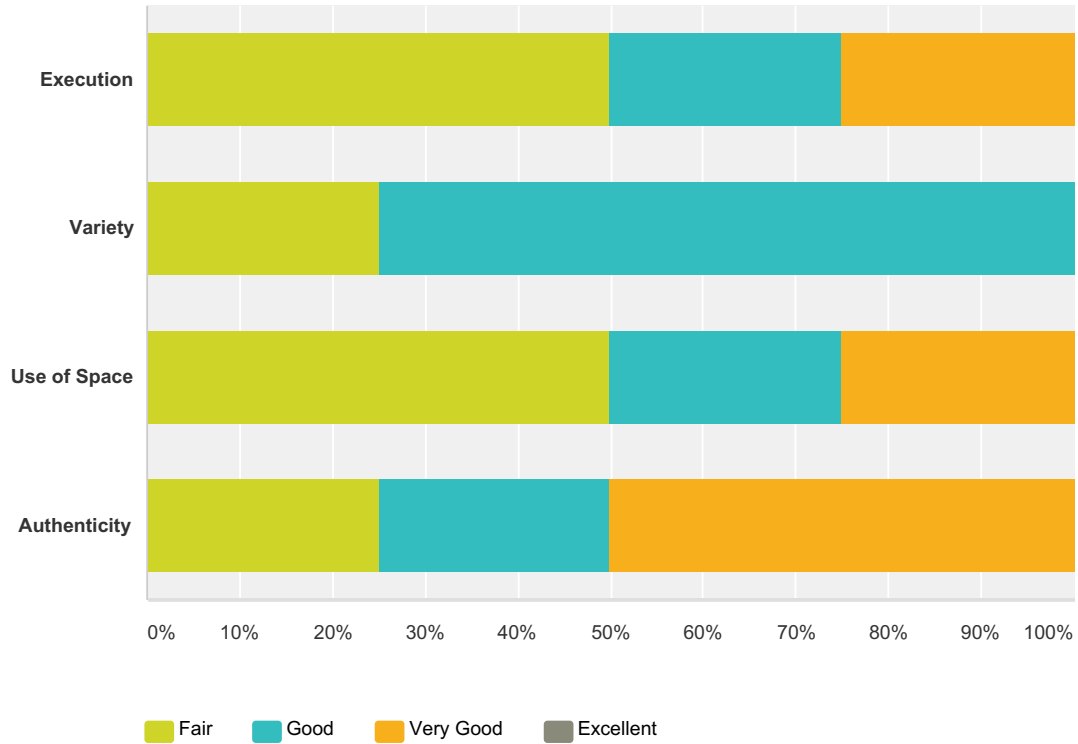
	Fair	Good	Very Good	Excellent	Total
Balance	50.00% 2	50.00% 2	0.00% 0	0.00% 0	4
Accuracy	50.00% 2	25.00% 1	25.00% 1	0.00% 0	4
Interpretation	25.00% 1	25.00% 1	50.00% 2	0.00% 0	4
Musical Style	0.00% 0	50.00% 2	50.00% 2	0.00% 0	4

Hoover High School Evaluation Form - IHSMTA 2015-2016

#	Comments:	Date
1	It was evident that the students enjoyed this music. Intonation was a general weakness. When staging I would work to have strong singers spread out to support the weaker or lighter voices. You have some strong leaders! Even those strong leaders had some issues with memorization or were hesitant on entrances, inconsistent on releases. I saw stage hanging mics (2 one center, on stage right, but I didn't see one stage left)... it seemed to me that the stage mics were not being utilized. There were some very emotional moments that really resonated with the audience ("What it means to be a friend", "Any minute", "Tell Her"). Other songs didn't have the feel of connection to the emotion of the story which can be attributed to a wide variety of levels of ability and experience. This is normal for school performances. Keep working and improving!	11/25/2015 1:19 PM
2	Singers and instrumentalists handled the various musical styles well. There were times balance was an issue between the band and the singers. (See Orchestra comments.) Vocalists sometimes struggled with landing on the note and veered flat; warming up with breath exercises may help them better support their tones.	11/25/2015 1:19 PM
3	There was a lot of sound from a relatively small ensemble. Liked the fact that is was largely students.	11/19/2015 10:00 AM
4	This score seemed a bit challenging for some of the actors, but outside of issues with range the whole team stepped up to the challenge. The cast and orchestra adapted nicely to the different styles of each song (ie, the R&B style of Hey Kendra). I really appreciated the volume changes at the end of A Little More Homework. Some additional work on diction and range (as much as you can do) would help strengthen an already good performance.	11/9/2015 12:56 PM

Q17 CHOREOGRAPHY (See Adjudication Standards pg. 8)

Answered: 4 Skipped: 0



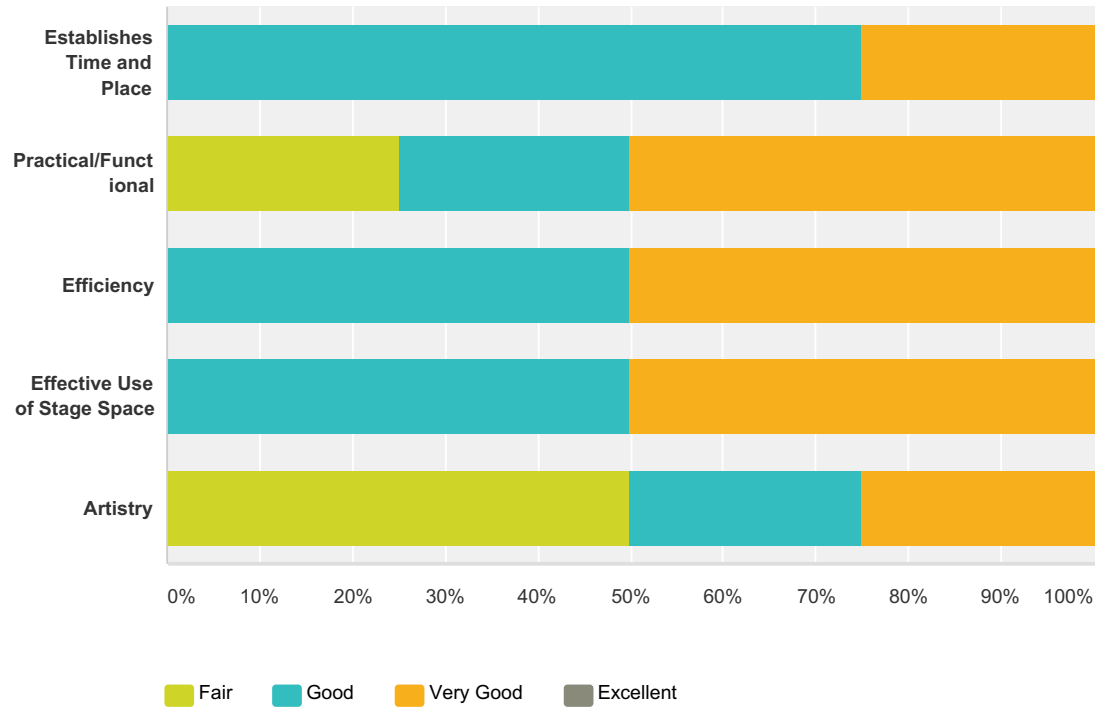
	Fair	Good	Very Good	Excellent	Total
Execution	50.00% 2	25.00% 1	25.00% 1	0.00% 0	4
Variety	25.00% 1	75.00% 3	0.00% 0	0.00% 0	4
Use of Space	50.00% 2	25.00% 1	25.00% 1	0.00% 0	4
Authenticity	25.00% 1	25.00% 1	50.00% 2	0.00% 0	4

Hoover High School Evaluation Form - IHSMTA 2015-2016

#	Comments:	Date
1	Cheer choreography had some really great ideas. Work on execution (do the choreography in a circle, in front of mirrors, with a partner). The Opening and Closing numbers had some energetic movement that was often organic where the students were obviously given free choices for their actions. During the scenes where the majority or all of the cast is on the stage it is important that pictures are made so students can be seen, heard, and are creating a picture appealing to the audience.	11/25/2015 1:19 PM
2	There was some nice variety from number to number. Given the number of people on stage at times, there was good use of space. The timing of the high kicks in "Opportunity" meant that the vocalists didn't have enough power and the vocals dropped out. Some of that is on the vocalists, but if the group is struggling, it might be better to move those moves to a part of the song where no one is singing.	11/25/2015 1:19 PM
3	Execution – The music sequences were performed accurately. Techniques used were standard. Variety – Choreography demonstrated diverse movement and patterns. Use of Space – Dance elements were performed center stage and demonstrated balanced placement of students with smooth transitioning. Authenticity – The dance sequences were authentic to the period and "middle school" culture.	11/19/2015 10:00 AM
4	This was one of my favorite parts of the show! It was clear that you spend a lot of time rehearsing. Students stayed on beat (I rarely caught someone lagging behind). The moves were interesting but achievable for this group of performers. Congratulations!	11/9/2015 12:56 PM

Q18 SET (See Adjudication Standards pg. 9)

Answered: 4 Skipped: 0



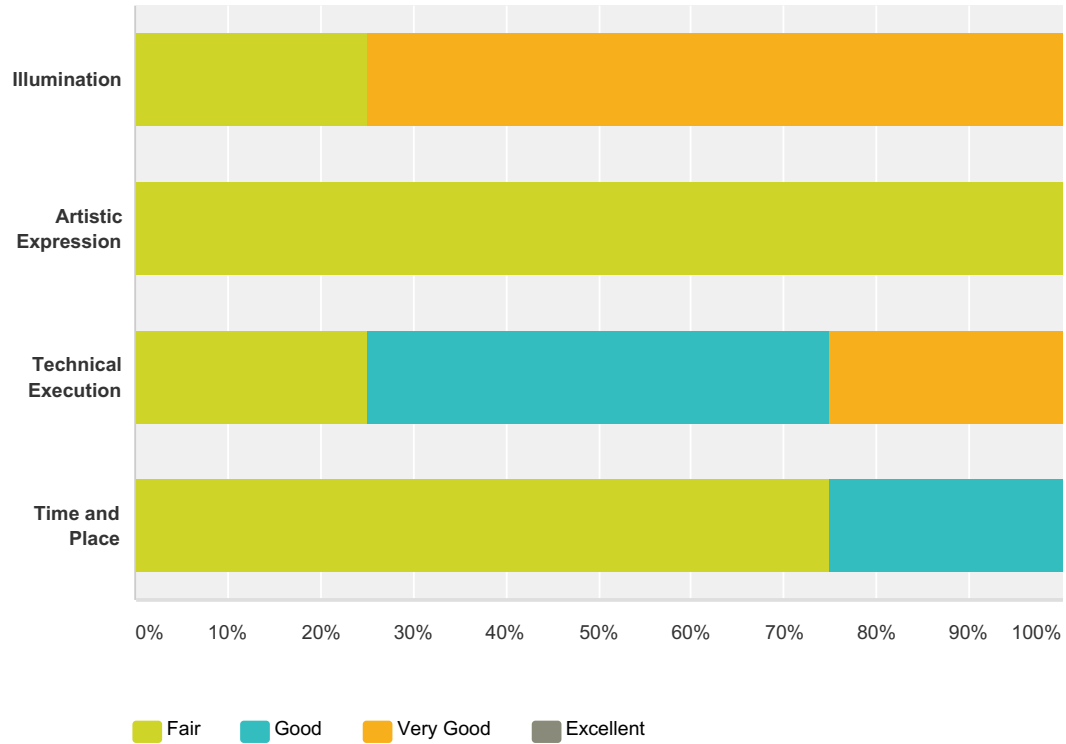
	Fair	Good	Very Good	Excellent	Total
Establishes Time and Place	0.00% 0	75.00% 3	25.00% 1	0.00% 0	4
Practical/Functional	25.00% 1	25.00% 1	50.00% 2	0.00% 0	4
Efficiency	0.00% 0	50.00% 2	50.00% 2	0.00% 0	4
Effective Use of Stage Space	0.00% 0	50.00% 2	50.00% 2	0.00% 0	4
Artistry	50.00% 2	25.00% 1	25.00% 1	0.00% 0	4

Hoover High School Evaluation Form - IHSMTA 2015-2016

#	Comments:	Date
1	<p>Elements help define the place however, there wasn't clear evidence of the creation of time. Sets were functional, especially the rotating lockers/rooms. This was very clever. There was much attention to detail on the lockers (pad locks) and with the bedrooms (colors, props, etc.). Crews had a little trouble with some scene changes and there were some hurried moments where loud clunks were heard. There was good use of the set and the curtain to change location. The only scene that didn't work as well was the DQ scene. I saw the show on Thursday, and the curtain was not closed behind the bench. There needed to be a separation between the school and the store.</p>	11/25/2015 1:19 PM
2	<p>There was good use of crossover space throughout the show so the story kept moving as set pieces were being put into place behind the curtain. The two rotating locker units were an efficient use of space and allowed things to keep moving quickly. They were filled with props to set the scene, but the wall space was a little bare; posters would have helped fill out the look. The primary school set across the center of the stage established place. The acting boxes were a simple and efficient way to set up the movie scene and created some nice levels.</p>	11/25/2015 1:19 PM
3	<p>Establishes Time and Space – Continuity regarding time and place is evident from scene to scene Practical/Functional – Set pieces and props are usable by performers Efficiency – Smooth organized transitions were made between all scenes without stopping the action of the show Effective Use of Stage Space – The use of boxes to create levels provided additional playing space and visual variety Artistry – The set was painted with colors and textures that were appropriate with a finished appearance. The set elements defined place and mood.</p>	11/19/2015 10:00 AM
4	<p>You did a good job meeting the demands of the scripts, with a wide variety of locations. Depending on budget and time, it would be nice to see just a bit more polish - a little variety and increased detail in the posters in the schools (more color, varied fonts, etc). Dutchmanning your seams between flats and adding some trim around the door would really help elevate the professionalism of the set. The lockers looked great, and smart use of the rehearsal blocks to create the movie theater!</p>	11/9/2015 12:56 PM

Q19 LIGHTING (See Adjudication Standards pg. 10)

Answered: 4 Skipped: 0



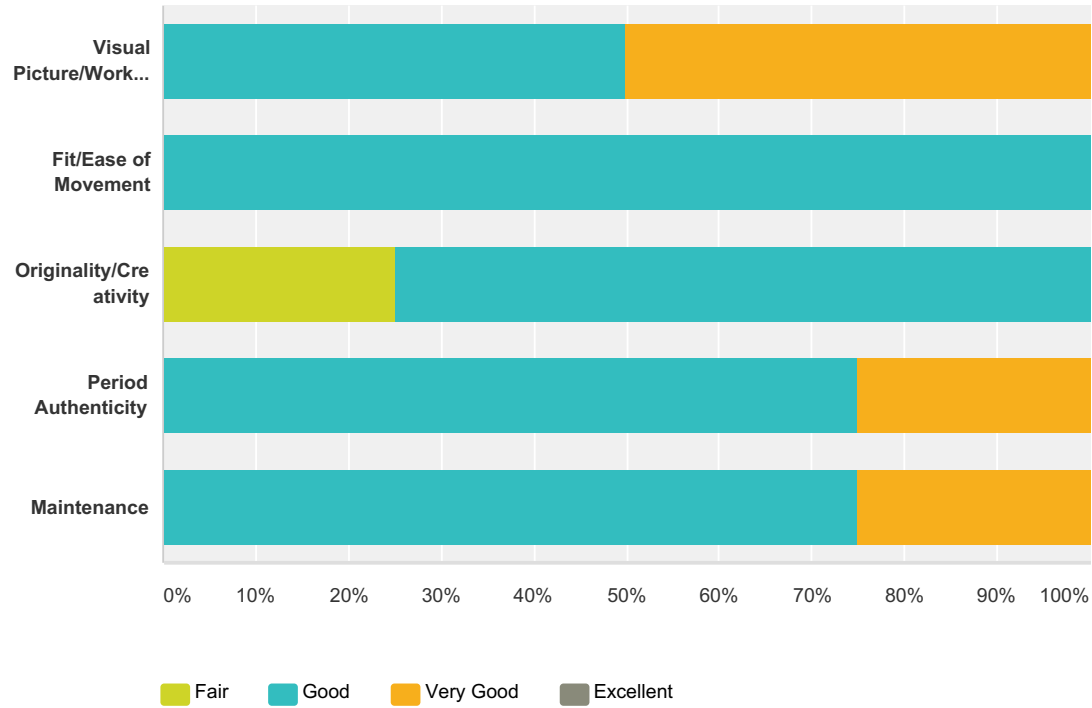
	Fair	Good	Very Good	Excellent	Total
Illumination	25.00% 1	0.00% 0	75.00% 3	0.00% 0	4
Artistic Expression	100.00% 4	0.00% 0	0.00% 0	0.00% 0	4
Technical Execution	25.00% 1	50.00% 2	25.00% 1	0.00% 0	4
Time and Place	75.00% 3	25.00% 1	0.00% 0	0.00% 0	4

Hoover High School Evaluation Form - IHSMTA 2015-2016

#	Comments:	Date
1	Entire stage was visible. Lights were either on or off. No use of color/gobos/texture - no spots. If you are able to purchase anything to improve lighting, I suggest a spotlight. So many options!	11/25/2015 1:19 PM
2	The stage was well lit and cues were executed on time. Lights seemed to be mostly on or off, so it might be a good next step to find ways to incorporate multiple levels based on time of day or location and use of gobos to create texture and mood.	11/25/2015 1:19 PM
3	Illumination – Lights were focused on the playing area throughout the performance without spilling into non-essential areas. Artistic Expression – Set and performers are visible Technical Execution – There were no delays in light cues, executed with finesse and nothing abrupt or obvious. Time and Place – Lighting conveyed basic time of day.	11/19/2015 10:00 AM
4	The stage was well-lit and I had not problems seeing the action. Depending on your budget and time constraints, it could be fun to see a few lighting shifts to tell us place or time of day - for example, perhaps the movie theater scene could have been a bit darker, with spots or specials on key characters. It would be fun to see how you could incorporate a bit of color as well.	11/9/2015 12:56 PM

Q20 COSTUMING (See Adjudication Standards pg. 11)

Answered: 4 Skipped: 0



	Fair	Good	Very Good	Excellent	Total
Visual Picture/Workmanship	0.00% 0	50.00% 2	50.00% 2	0.00% 0	4
Fit/Ease of Movement	0.00% 0	100.00% 4	0.00% 0	0.00% 0	4
Originality/Creativity	25.00% 1	75.00% 3	0.00% 0	0.00% 0	4
Period Authenticity	0.00% 0	75.00% 3	25.00% 1	0.00% 0	4

Hoover High School Evaluation Form - IHSMTA 2015-2016

Maintenance	0.00% 0	75.00% 3	25.00% 1	0.00% 0	4
-------------	------------	-------------	-------------	------------	---

#	Comments:	Date
1	Costumes were simple but appropriate for the time period/setting. It was creative how Ella (a girl) played Archie (a boy), good cover! Cheerleaders needed to have a more finished, glamorous role. The blue cheer uniforms were great as they coordinated with the set. However, I felt they did not look "put together" because their hair was not done up and make up was not evident from the audience. Costuming could have played a stronger role in creating the "cliques" that the school had.	11/25/2015 1:19 PM
2	Costumes were appropriate for the characters, time, and location. They were in good shape and appeared to be well cared for. The cheerleaders had matching uniforms that fit. Archie's costume worked to sell the cross-gendered casting. Evan's bar mitzvah jacket looked a little more formal than a standard suit jacket.	11/25/2015 1:19 PM
3	Visual Picture/Workmanship – The full cast was dressed appropriately for the roles that they were playing in the production. Fit/Ease of Movement – Costumes were perfect for the period and settings. All costumes allowed for natural movement and in no way hindered performance. Originality/Creativity – Costumes were coordinated and balanced for the entire cast especially matching characters' personalities. Period Authenticity – The overall look of the setting's time and place was achieved. Maintenance – Costumes were clean and tidy.	11/19/2015 10:00 AM
4	Well done! Costumes don't typically stand out to me this much in a contemporary show, but there was clearly thought put into the choices, rather than letting your cast wear whatever they normally would. I liked that you chose a different set of cheerleading/letter jackets/etc from your school to further create a separation from the audience. I was impressed with how differently you dressed the New York kids vs the Indiana kids - subtle, but noticeable and appropriate. My favorite look was Patrice - she was so distinctive that she was easy to find on stage and her look had the perfect amount of quirk!	11/9/2015 12:56 PM

Q21 Comments on the show's SOUND. It is understood some schools have access to great sound systems. Considering the resources available to them, how was the overall sound of the production? (Includes effective use of equipment, balance between singers and orchestra, creativity of effects and execution.)

Answered: 4 Skipped: 0

#	Responses	Date
1	This was an area of weakness. I have commented throughout the form about the sound issues. A score/script needs to be used at the sound board to be sure the right mic is being turned up at the right time. The majority of entrances (speaking & singing) were not heard clearly because the mic was not turned up. And there were times where the mics were too "hot" and turned up too loudly. Again, I saw 2 drop mics above the stage but not 3, these mics could have been on to carry the ensemble as well as the leads if their mic was having a technical difficulty.	11/25/2015 1:19 PM
2	Overall, sound was good throughout the show, though a number of mic cues were late at the tops of songs or solo lines.	11/25/2015 1:19 PM
3	There were some mic issues at the performance I attended. Volume level was not balanced for all actors and there were some cut outs.	11/19/2015 10:00 AM
4	Pretty good - there was some disparity between mic'ed and unmic'ed actors, and mics cut out a few times, but cues seemed to be pretty well executed.	11/9/2015 12:56 PM

Q22 Comments on HAIR and MAKE-UP.

Answered: 4 Skipped: 0

#	Responses	Date
1	As mentioned in #20. I would have preferred to see the cheerleaders with well done hair, more make up, to set them apart as the stereotypical pretty cheerleader. I'm of the opinion when on stage all people need some make up.	11/25/2015 1:19 PM
2	Everyone looked appropriate for their character's age and place in time. Nothing was distracting.	11/25/2015 1:19 PM
3	Nothing of note.	11/19/2015 10:00 AM
4	Appropriate looks, nothing too mature or over-the-top, which is the right choice for this show. Nice work on Patrice and Archie in particular.	11/9/2015 12:56 PM

Q23 Any comments specifically for the director?

Answered: 3 Skipped: 1

#	Responses	Date
1	This is a great show about friendship and teaching students about respect. However, it isn't a particularly "family friendly" show. I attended on Thursday night but I felt it wasn't well attended, which could be a result of the content. I greatly appreciated how many students had roles in the production. What a great educational experience for them. Thank you for providing that opportunity for your students.	11/25/2015 1:19 PM
2	What a great, hardworking group of students! Congrats!	11/25/2015 1:19 PM
3	Good choice of show. It seemed a little out of range for several actors, but I think the content and roles offered were a wise selection. I appreciate the gender-blind casting with Archie (it worked) and the inclusion of the junior high students.	11/9/2015 1:05 PM

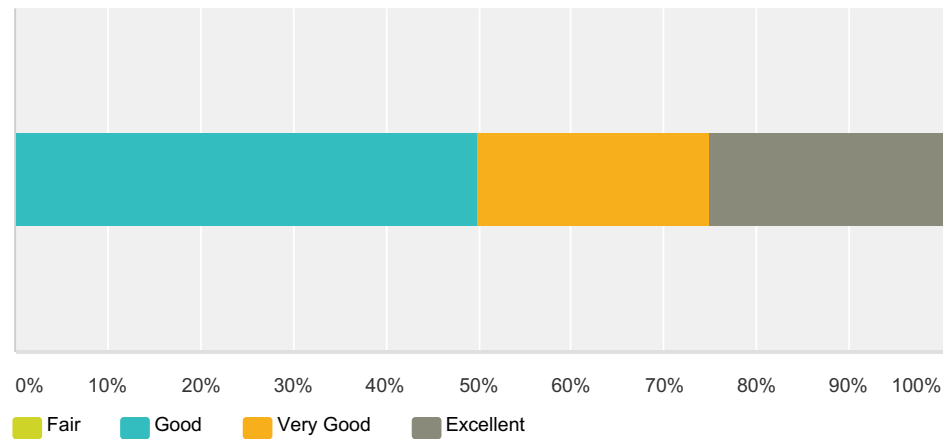
Q24 Any comments specifically for the students?

Answered: 3 Skipped: 1

#	Responses	Date
1	Every opportunity provides a learning experience. I hope that you found that you grew as an actor, singer, and person through this show. There were some wonderfully touching, funny & energetic moments. Now the challenge is keeping that up throughout the entire production. The content was something you are familiar with & therefore it was obvious that you connected with the material. Remember that you aren't just connecting with the show on a personal level but it is your job on that stage to bring the audience up there with you. Bring your audience to you instead of performing for them or singing at them. This is a really hard concept but one that should be explored and worked on. Congratulations on a really fun show! Good luck in the future!	11/25/2015 1:19 PM
2	Nice work!	11/25/2015 1:19 PM
3	Congratulations! You really seemed to be working as a team and having fun. It was exciting to see High School and Middle School students working together.	11/9/2015 1:05 PM

Q25 Theater is about the total experience. How was your overall experience at the theater? (This includes the process of getting the tickets, lobby staff, ushers, programs, lobby displays, etc.) Does the theater appear to have community support? How well attended was the show? Did the audience enjoy it?

Answered: 4 Skipped: 0



Answer Choices	Responses	Count
Fair	0.00%	0
Good	50.00%	2
Very Good	25.00%	1
Excellent	25.00%	1
Total		4

#	Scoring Comments:	Date
---	-------------------	------

Hoover High School Evaluation Form - IHSMTA 2015-2016

1	<p>The ticket takers did not have two tickets for me and were unaware of my attendance. The lobby staff were all adults. The PROGRAMS were fantastic!!! The show didn't seem to be well attended, I wonder if that was because it was Thursday night or because of the show's content? The auditorium was clean and the center area seats were comfortable. Having concessions was a great idea, probably helped defray costs, but I was surprised that the audience could eat and drink like they were at a movie. However, as I said before, when I arrived and entered the auditorium it was very clean and presentable. The audience that was there enjoyed the show and was supportive of the cast & crew.</p>	11/25/2015 1:19 PM
2	<p>The house was full of excited, enthusiastic people. There were lots of students eager to support their friends.</p>	11/25/2015 1:19 PM
3	<p>Upon entering the venue at an alternate door I was greeted and personally guided to the entrance of the house. I was greeted warmly and given my a smile while being directed to enter the theatre. I was handed a very professional looking program and seating was general admission. The theatre was modern and appeared as though the seating had been recently updated. The performance had an estimated half full audience. The audience was very enthusiastic with a large attendance by younger theater goers.</p>	11/19/2015 10:01 AM
4	<p>There was a very active booster table selling concessions. The line to pick up tickets was a little long, might not hurt to have two people running it next time. I was very impressed to see a billboard a couple weeks in advance advertising the show - kudos to your marketing team! The facility was very nice, comfortable, and up-to-date.</p>	11/9/2015 1:05 PM